



Ordering Information

Material Description	French Size	Quantity per Unit	SKU	HCPCS
MALE STRAIGHT TIP PVC URINARY CATHETER				
STRAIGHT TIP MALE CATHETER PVC	08	100	419800	A4351
STRAIGHT TIP MALE CATHETER PVC	10	100	501002	A4351
STRAIGHT TIP MALE CATHETER PVC	12	100	501003	A4351
STRAIGHT TIP MALE CATHETER PVC	14	100	501004	A4351
STRAIGHT TIP MALE CATHETER PVC	16	100	501005	A4351
STRAIGHT TIP MALE CATHETER PVC	18	100	501006	A4351
MALE COUDÉ TIP PVC URINARY CATHETER				
COUDÉ TIP MALE CATHETER PVC	08	100	501011	A4352
COUDÉ TIP MALE CATHETER PVC	10	100	501012	A4352
COUDÉ TIP MALE CATHETER PVC	12	100	501013	A4352
COUDÉ TIP MALE CATHETER PVC	14	100	501014	A4352
COUDÉ TIP MALE CATHETER PVC	16	100	501015	A4352
COUDÉ TIP MALE CATHETER PVC	18	100	501016	A4352

Experience the difference™



www.gentlecath.com

If you have questions call the ConvaTec me+™ team at
1-800-422-8811
 Monday-Friday 8:30am-7:00pm EST
CIC@convatec.com
www.convatec.com

Professional advice: our online video FAQ may help to answer some of your users' questions and concerns.



GentleCath™ Intermittent Catheters
 Helping to make the transition back to everyday life simple and safe.



DEHP Free





Live the difference

Getting started

We understand that right now you might be going through a challenging time, entering a whole new phase in life. We are here to make the transition as smooth as possible, and to provide information and tips to help you move forward successfully!

We want you to experience the difference ConvaTec can make. With a long history of continence care, we can give you the support you need, whenever you need it. We're just a phone call away and always happy to answer any question you might have. Simply call the **ConvaTec me+™ team toll free at 1-800-422-8811** and one of our live experts will help you.

You probably received a lot of information from your healthcare provider, but we want to make sure you have all the important things in one place. In this booklet you will find information about how to use intermittent catheters, tips and troubleshooting, Medicare guidelines and much more.

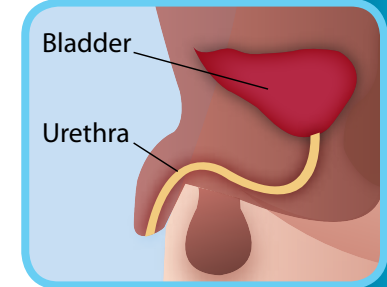
What is intermittent catheterization?

Intermittent catheterization means periodic insertion of a hollow plastic tube (a catheter) into the bladder to drain urine from the bladder.

Catheterization is done when the bladder ready to empty, if you are unable to pass urine or after incomplete voiding to drain residual urine in the bladder.

Catheterization and your body

The bladder needs to be emptied 4-8 times a day (based on your fluid intake). The catheter is inserted into the urethra and then travels through the urethra to the bladder. Once the catheter is in the bladder it can drain the urine.



The advantages

- Catheterization prevents the bladder from over-filling
- It eliminates residual urine
- It helps prevent bladder infections
- It gives you independence

The GentleCath™ difference:

GentleCath™ is designed for maximum comfort, safety and ease of use. The tip is soft and rounded and the eyelets are polished and smooth for easy insertion. GentleCath™ is available in straight and coude tip, for insertion through complicated passages.

What you need...

Before you begin, gather the following items: catheter, water-based lubricant, washcloth or antiseptic wipe, and a receptacle to void into if a toilet is not available.

Wash your hands thoroughly and then choose the position that is most comfortable for you.



If you have any questions refer to the **Troubleshooting & Frequently Asked Questions** on page 6


or call the
ConvaTec me+™ team at

1-800-422-8811

Monday-Friday 8:30am-7:00pm EST

CIC@convatec.com

www.convatec.com



www.gentlecath.com

Professional advice:
our online video FAQ may help to answer some of your users' questions and concerns.



Step-by-step instruction guide



STEP 1: Wash hands thoroughly with soap and water.



STEP 2: Withdraw the foreskin and wash the penis with water.



STEP 3: Peel open the package.



STEP 4: Lubricate the catheter with water-soluble lubricant. Then take the catheter out of the package.



STEP 5: Hold your penis upward towards your stomach. This will make it easier to guide the catheter into your bladder. Do not squeeze your penis too hard as this can block the opening of the urethra.



STEP 6: Slide the catheter slowly and smoothly into the opening of your urethra and into your bladder until the urine starts to flow. Make sure the funnel end is pointing into a container.



STEP 7: When the urine starts to flow, push the catheter in a little (one or two cms) to make sure that it is fully inside the bladder.



STEP 8: To make sure the bladder is emptied completely, remove the catheter slowly and stop if more urine starts to flow.

When the bladder is empty withdraw the catheter slowly. Discard the catheter after use. Wash your hands.

Troubleshooting & frequently asked questions

How often should I empty my bladder?

- Usually, first thing in the morning, last thing at night and about 2-3 times during the day.
- When you have the urge to urinate or your bladder contains 10-17 oz (300-500 mL) of urine.
- Check the amount when you empty your bladder to see that the bladder is not holding more than 17 oz (500 mL). If it is, you will need to catheterize more often.
- Whenever your doctor recommends.
- To help you keep track of your fluid intake and output, it might be helpful to make a daily chart like this or download one from www.gentlecath.com/support:

	Monday		Tuesday		Wednesday		Thursday		Friday	
TIME	Drink	Void: Oz.	Drink	Void: Oz.	Drink	Void: Oz.	Drink	Void: Oz.	Drink	Void: Oz.
8 AM										
9 AM										
10 AM										
11 AM										

I'm having trouble inserting, or removing, the catheter...

- You may feel some resistance when inserting or removing the catheter. If this happens, wait momentarily and take a few deep breaths until the sphincter muscle relaxes. You can also use more lubrication.
- Never force the catheter, neither when inserting nor upon removal.
- If you have trouble removing the catheter, don't panic! Relax and take some deep breaths, perhaps a little cough to relax the muscles as you remove it.
- Contact your health care provider immediately if you cannot get the catheter out.

No urine is draining...

- Check the eyelets at the tip of the catheter to make sure they are not blocked.
- Ensure the catheter is inserted far enough into the bladder.
- Pull the catheter back a short distance.
- If you are unable to drain for over 6-8 hours contact your healthcare provider.



Experience the difference™

What about intimacy?

- You should be able to have sexual relations as before. Prior to sexual activity you may want to catheterize to ensure your own comfort and prevent the possibility of urine leakage. It is important to wash your genital area after sexual activity.

How do I obtain supplies?

- There are several retailers who will ship supplies right to your home. Call the ConvaTec me+™ team for more information **1-800-422-8811** (Monday-Friday 8:30am-7:00pm EST), go to www.convatec.com or email at CIC@convatec.com.

Questions about urinary tract infections (UTIs)

How can I avoid UTIs?

Urine is normally sterile and the normal flow of urine usually prevents bacteria from growing in the urinary tract. When urine stays in the bladder, however, bacteria have a chance to grow and infect the urinary tract.

You can help reduce the risk of UTIs in several ways:

- **Wash your hands thoroughly:** Hand washing and personal hygiene before and after you use a catheter are very important.
- **Drink enough fluids:** Try to drink at least 8-10 cups of fluids daily.
- **Use a catheter regularly:** Regular elimination of urine is important to help reduce the infection risk.

How will I know if there may be an infection?

- Fever
- Pain or a burning feeling when passing the catheter or urine
- Cloudy, oddly-colored or offensive-smelling urine
- The need to empty the bladder more often than usual
- Leakage between catheterizations
- Kidney pain

Contact your healthcare provider if you experience any of these symptoms.



Medicare guidelines

Many people have questions about Medicare guidelines regarding urinary catheter supplies. At ConvaTec, we want to give you the most up-to-date information possible.

Medicare: at-a-glance*


Per the Medicare guidelines for intermittent urinary catheterization, any person who utilizes intermittent catheters can receive one sterile intermittent catheter and one packet of lubricant for each catheterization.

- Physician orders should reflect the actual number of times you catheterize per day.
- Medicare will cover up to a maximum of 200 intermittent catheters per month with the following codes:
 - **A4351:** Intermittent urinary catheter with straight tip, with or without coating
 - **A4352:** Intermittent urinary catheter with Coudé/Tiemann tip, with or without coating

When a coudé tip catheter (A4352) is used, there must be documentation in your medical record of the medical necessity for that catheter rather than a straight tip catheter.

Medicare's policy is designed to:

- Promote safety
- Reduce health care costs related to urinary tract infections
- Improve your quality of life
- Reduce risk of infection



www.gentlecath.com

If you have questions call the ConvaTec me+™ team at

1-800-422-8811
Monday-Friday 8:30am-7:00pm EST
CIC@convatec.com
www.convatec.com

Professional advice:
our online video FAQ may help to answer some of your users' questions and concerns.



* The reimbursement information provided by ConvaTec is intended to provide general information relevant to coding and reimbursement of ConvaTec's products only. Coverage and payment policies for the same insurer can vary from one region to another and may change from time to time because of ongoing changes in government and insurance industry rules and regulations. Therefore please confirm HCPCS codes with your local DME-MAC, private insurer, or Medicaid agency before processing claims. ConvaTec does not guarantee coverage or payment of its products listed herein.

Support networks

There are many support groups locally and nationally that may be of interest to you once you have settled back in to a routine. We list some of them below.

The continence nurses at the ConvaTec me+™ team are also available to answer any questions you may have and direct you to a local support group.

ConvaTec me+™ team

1-800-422-8811
Monday-Friday 8:30am-7:00pm EST
CIC@convatec.com
www.convatec.com

Miami Project to Cure Paralysis

miamiproject.miami.edu
305-243-6001

The Christopher Reeve Paralysis Foundation

www.crpf.org
1-800-225-0292

National Multiple Sclerosis Society

www.nmss.org
1-800-344-4867

Paralyzed Veterans of America

www.pva.org
1-800-424-8200

The Simon Foundation

www.simonfoundation.org
1-800-23SIMON (1-800-237-4666)

Seekwellness

www.seekwellness.com
1-800-840-9301

